




# The Ash Surgery




## Entrance

As you enter through the main doors, the reception area is directly ahead.




## Reception

Upon arrival, the reception desk is ahead. Inform the staff of your name, or use the self-check-in machine located next to the reception desk.




## Waiting room

After checking in please wait for your name to be called. There is a call screen across from the reception desk that will show your name and the room number you are to go in to when the clinician is ready for you.



## Toilet facilities

Toilet facilities are located down the corridor to the right of the reception desk.





There is a car park available, with further parking available on nearby roads



A number of buses stop near the surgery, including numbers 60, 61, 61A, 68, 68A, 82, 82A, 800, and X4.



Here is a link to Google Maps for directions  
<https://maps.app.goo.gl/FgReg6UJjrYCiUvG8>

