




# The Margaret Thompson Medical Centre




## Entrance

You can enter the building from the main entrance at the front or through the car park entrance.




## Reception

Upon arrival, inform the staff of your name, or use the self-check-in machine located to the right of the reception desk.



## Waiting room

After checking in, wait for your name to be called or look for it on the screen in the waiting area.




## Toilet facilities

Toilet facilities are situated to the left of the reception.





There is a car park available at the rear of the building.



The 81 and 82 buses stop a short walk away from the surgery.



Here is a link to Google Maps for directions  
<https://maps.app.goo.gl/j4Jvp3rMYU78QYoB7>

