



SOUTH LIVERPOOL TREATMENT CENTRE



Entrance




You can enter the building at the front and rear of the building, automatic doors are at either entrance





Reception

Upon arrival, you will find your reception desk under the sign 'GP SUITE'




Waiting room

After checking in, you can sit and wait for your name to be called by the clinician



Toilet facilities

Toilet facilities are located next to the stairs





There is a large car park at the rear of the building



The 86 bus stops right outside the building, and several other buses, including the 80 and 82, stop just a short walk away



Here is a link to Google Maps for directions
<https://maps.app.goo.gl/LM5bP2wgnD4PbzzRA>

